



#### Quality

The latest technology, the best materials and production control at each stage, as well, as our own research laboratories are the guarantee of quality.



#### Service

Professional and fast service is BCB Systems calling card, which has been setting trends in pre- and post-sale customer services for many years now.



#### Security

The windows and terrace systems are equipped with reliable fittings and locks, which ensures security.



#### Smart Home

Intelligent control of doors, windows, roller shutters, venetian blinds, mosquito nets, gates, wickets, and lighting by means of a smartphone.



Bart Construction Bristol Ltd  
22 Elmcroft Crescent,  
Bristol, BS7 9NF  
07354 276982



The information presented in this advertising material are informative and illustrative only.  
The product specification should be verified with the technical data specified by the manufacturer.



PVC WINDOWS / PVC TERRACE SYSTEMS

PVC WINDOWS  
PVC TERRACE SYSTEMS

MADE WITH PASSION AND  
EXPERIENCE







# TABLE OF CONTENTS



<b>PVC WINDOWS</b>	<b>4</b>	<b>PVC TERRACE SYSTEMS</b>	<b>28</b>	<b>EXTRAS</b>	<b>48</b>	<b>INFORMATION</b>	<b>72</b>
IGLO ENERGY		IGLO-HS	30	MUNTIN BARS	50	COMPARISON OF PVC SYSTEMS:	
IGLO ENERGY CLASSIC	6			BALCONY THRESHOLDS	52	■ WINDOWS	72
		IGLO ENERGY PSK		HANDLES	54	■ TERRACES	74
IGLO ENERGY ALUCOVER	8	IGLO ENERGY CLASSIC PSK	34	NON-STANDARD DESIGNS	56		
				FITTINGS	58	OTHER PRODUCTS	76
IGLO 5		IGLO 5 PSK		RENOVATION AND ADAPTATION FRAMES	60	ABOUT US	82
IGLO 5 CLASSIC	12	IGLO 5 CLASSIC PSK	38	VENTILATION	62		
				COLOURS	64		
IGLO LIGHT	16	IGLO LIGHT PSK	42	GLASS PANES	66		
				GLASS-PANE SPACERS	68		
IGLO premier	20	IGLO SLIDE	44	RECTANGULAR GLAZING BEAD	69		
				SMART HOME	70		
IGLO ext	24						





# PVC WINDOWS

Our original PVC windows are the result of our in-house development department and research laboratory. All profiles are A-class, made exclusively from primary material. More than 30 veneer colours provide the perfect match for any architectural style. Millions of satisfied customers and independent experts all over the world have recognised the highest quality, excellent thermal and sound insulation parameters, high aesthetics of workmanship, durability and reliability of our PVC joinery.

**EXTRAS** — **COLOURS**  
page 48      page 64



PROFILE CLASS

**SYSTEMS**

**IGLO ENERGY**

**IGLO ENERGY CLASSIC**

Innovative, original 7-chamber A-class profile made exclusively from primary material. The world's first system using a central gasket made of foamed EPDM, which is a guarantee of the best energy-saving parameters. Iglo Energy and Iglo Energy Classic windows are distinguished by excellent water tightness parameters, air permeability and wind resistance.



## TECHNICAL DATA



82 mm  
installation  
depth



$U_w 0,79 \text{ W(m}^2\text{K)}^*$   
Iglo Energy

$U_w 0,81 \text{ W(m}^2\text{K)}^*$   
Iglo Energy Classic

thermal  
transmittance



$R_w$  to 46 dB  
soundproofing

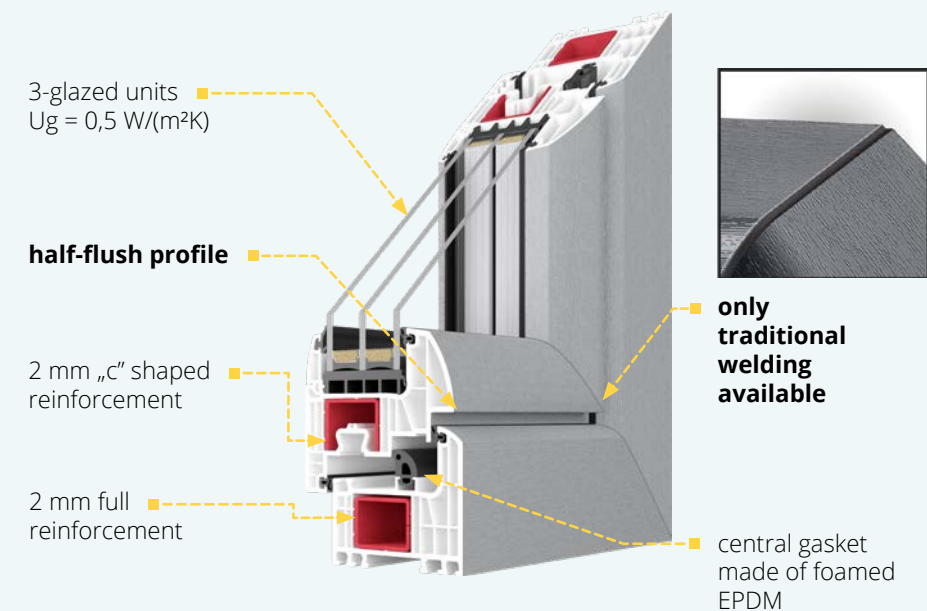
\*More data at page 72.



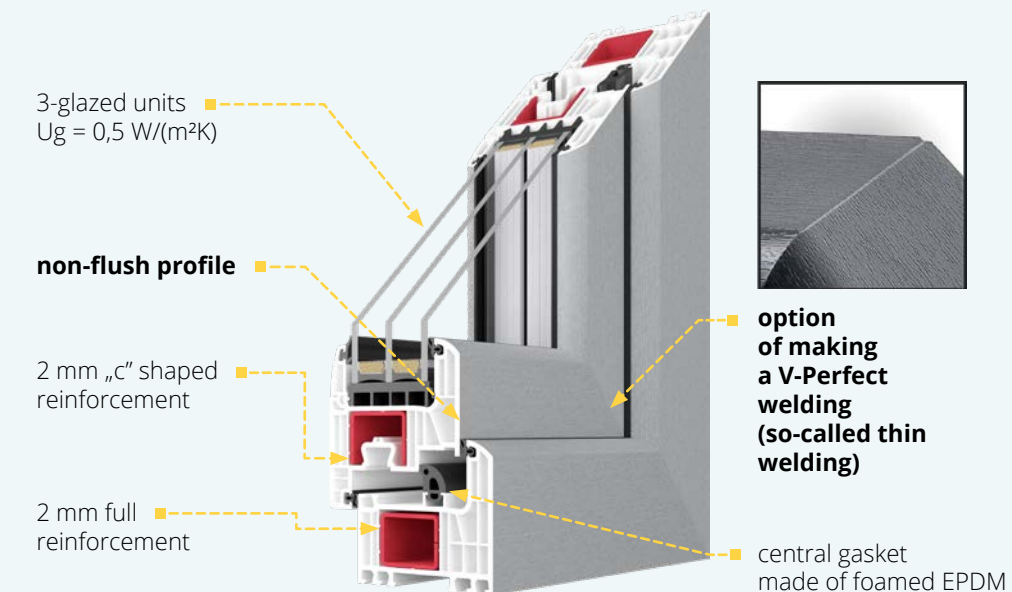
## SYSTEM STRUCTURE

7-chamber frame and sash profiles, with an installation depth of 82 mm. The system is equipped with a specially designed triple gasket: external and internal with EPDM and central with foamed EPDM.

### IGLO ENERGY



### IGLO ENERGY CLASSIC



### STANDARD:

- MACO MULTI-MATIC KS fittings with 2 anti-theft strikers with Silber-Look anticorrosion coating for long-lasting protection and smooth operation of the fitting
- sash lifter (lifting mishandling device - depending on window height)
- microventilation in tilt and turn windows
- hinge covers in 4 colours: white, silver, light brown, brown
- aluminium handle
- 3-glazed (2-chamber) units infilled with argon gas, with  $U_g = 0.5 \text{ W/(m}^2\text{K)}$

- glass-pane spacer made of galvanised steel
- 2 EPDM gaskets (external and internal) + 1 central gasket made of foamed EPDM, gaskets available in black
- gasket filling the lower fittings groove
- 2 mm full (closed) steel frame reinforcement, „c“ shaped steel sash reinforcement
- profile core in white
- 5-chamber PVC under-sill trim with gasket



**Experience the fusion of cutting-edge thermal insulation performance and contemporary design with Iglo Energy Alucover.** Crafted with precision, the aluminium overlay not only enhances the window's resistance against external elements but also optimizes its structural integrity, ensuring a lasting and reliable solution. Embrace boundless creativity with an extensive palette of colors, empowering you to fashion a unique and personalized style for every interior or building facade.



## TECHNICAL DATA



93 mm  
installation  
depth



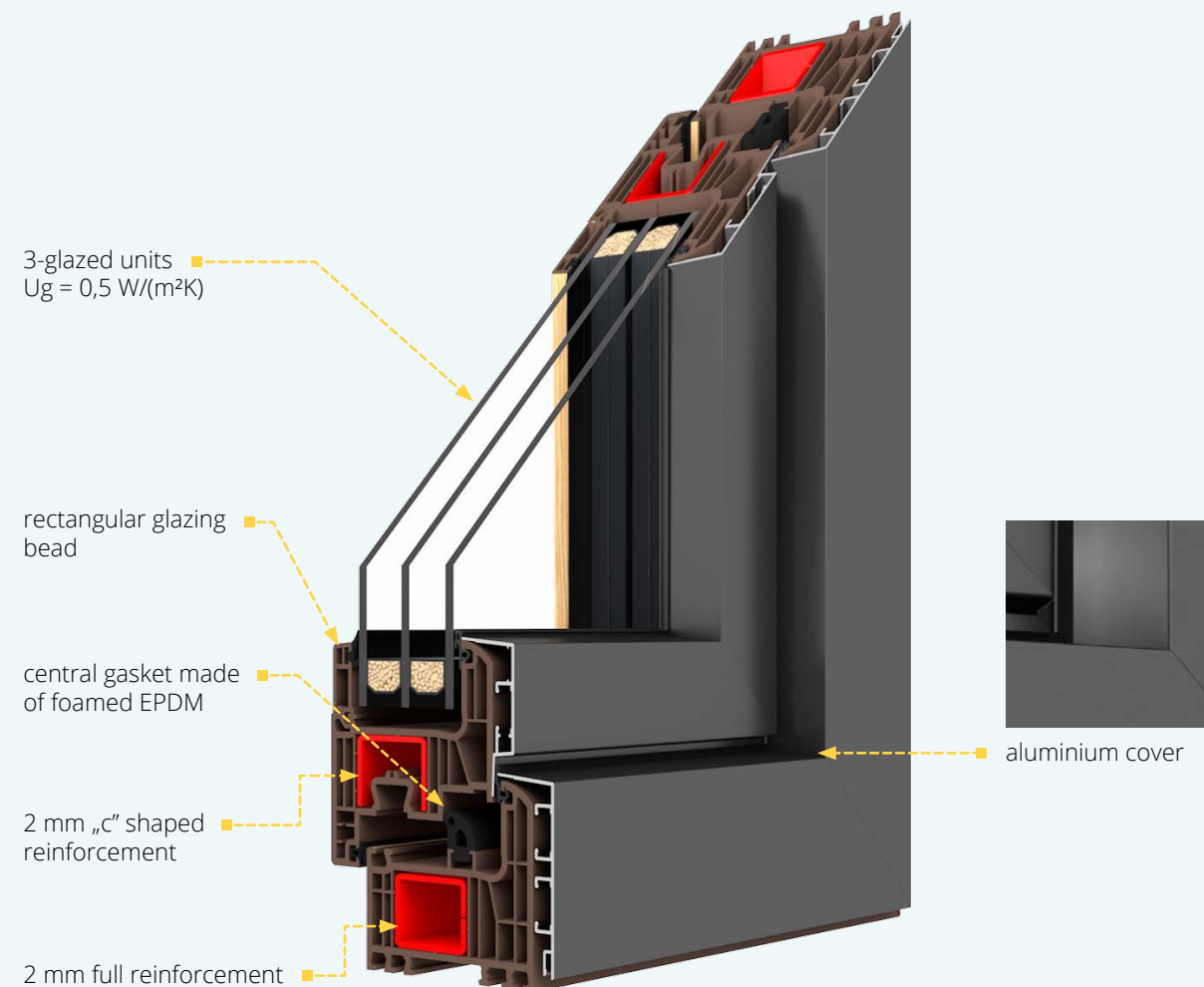
$U_w 0,76 \text{ W/(m}^2\text{K)}^*$   
thermal  
transmittance

\*More data at page 72.

## SYSTEM STRUCTURE

7-chamber frame and sash profiles, with an installation depth of 93 mm. The system is equipped with a specially designed triple gasket: external and internal with EPDM and central with foamed EPDM.

## IGLO ENERGY ALUCOVER





## STANDARD:


- MACO MULTI-MATIC KS fittings with 4 anti-theft strikers with Silber-Look anticorrosion coating for long-lasting protection and smooth operation of the fitting
- sash lifter (lifting mishandling device - depending on window height)
- microventilation in tilt and turn windows
- hinge covers in 4 colours: white, silver, light brown, brown
- Dublin window handle
- 3-glazed (2-chamber) units infilled with argon gas, with  $U_g = 0.5 \text{ W/(m}^2\text{K)}$
- Swisspacer Ultimate edge
- rectangular glazing bead
- V-Perfect weld
- 2 EPDM gaskets (external and internal) + 1 central gasket made of foamed EPDM, gaskets available in black
- gasket filling the lower fittings groove
- 2 mm full (closed) steel frame reinforcement, „c” shaped steel sash reinforcement
- RAL matt varnishb
- 5-chamber PVC under-sill trim with gasket





## ADDITIONAL OPTIONS


 option of using glazed units with a thickness from 24 mm to 52 mm


 option of using glass panes with improved sound insulation, laminated (safety and anti-burglary), ornamental, solar control, mirror and sandblasted


 option of using MACO Multi-Power concealed hinges in the fittings groove (invisible when the window is closed) as well as COMFORT and TBT fittings


 wide range of colours of decorative films, option to cover the window on both sides (two the same or different colours) or only one side


 option of using a rectangular glazing bead - only for 48 mm glazing (p. 69)


 handles for windows with movable post

 8 mm, 18 mm, 26 mm or 45 mm wide aluminium internal muntin bars (p. 50)

 wide range of additional profiles (connectors, extensions, sill profiles)

 hinge covers in custom colours: titanium, champagne, cream, black and gold

 option of selecting a profile core in anthracite (Iglo Energy Classic only) or brown

 available with roller shutters, Venetian blinds and mosquito nets (p. 78)

 turn lock

 option of providing Smart Home automation (p. 70)





The common feature of both systems are 5 chambers, which provide very good thermal insulation performance. A wide package of additional options distinguishes our windows on the joinery market. Iglo 5 and Iglo 5 Classic are perfect for both warm and cold climates.



## TECHNICAL DATA



70 mm  
installation  
depth



$U_w 0,94 \text{ W/(m}^2\text{K)}^*$   
thermal  
transmittance



$R_w$  to 44 dB  
soundproofing

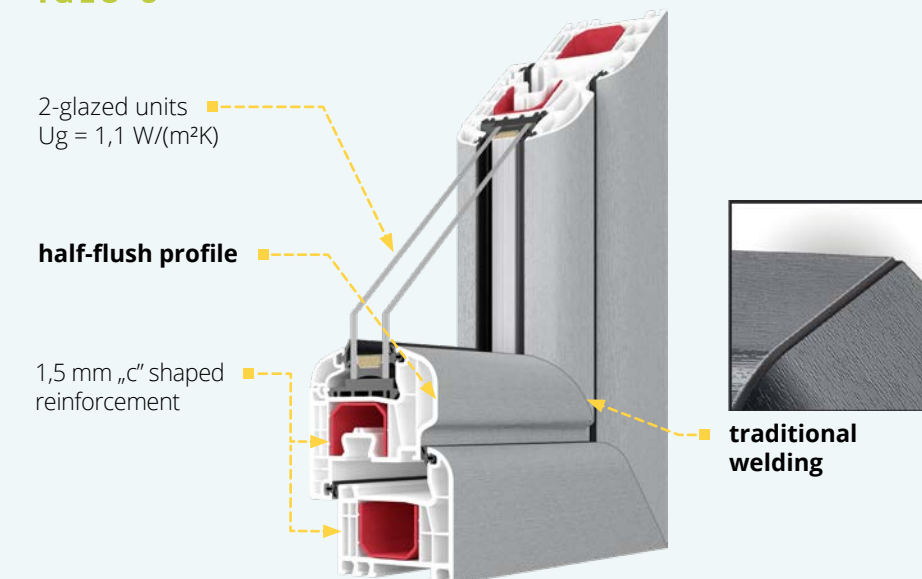
\*More data at page 72-73.



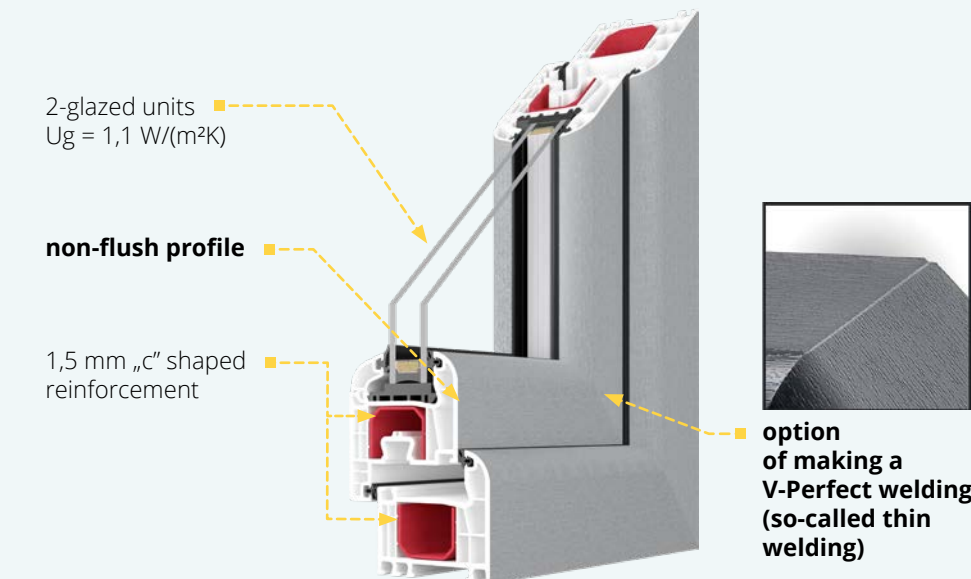
## SYSTEM STRUCTURE

The profile has a 5-chamber construction with an installation depth of 70 mm. It features steel reinforcement of the sash and frame. The window is fitted with a double EPDM gasket: external and internal.

### IGLO 5



### IGLO 5 CLASSIC



### STANDARD:

- MACO MULTI-MATIC KS fittings with 2 anti-theft strikers with Silber-Look anticorrosion coating for long-lasting protection and smooth operation of the fitting
- sash lifter (lifting mishandling device - depending on window height)
- microventilation in tilt and turn windows
- hinge covers in 4 colours: white, silver, light brown, brown
- aluminium handle
- 2-glazed (1-chamber) units infilled with argon gas with  $U_g = 1.1 \text{ W/(m}^2\text{K)}$

- glass-pane spacer made of galvanised steel
- 2 EPDM gaskets in black (external and internal)
- gasket filling the lower fittings groove
- 1.5 mm steel reinforcement for frame and sash (2 mm for balcony door sash), „C“-shaped
- profile core in white
- 5-chamber PVC under-sill trim with gasket



## ADDITIONAL OPTIONS

-  option of using glazed units with a thickness from 24 mm to 40 mm
-  option of using glass panes with improved sound insulation, laminated (safety and anti-burglary), ornamental, solar control, mirror and sandblasted
-  option of using the Swisspacer Ultimate glass-pane spacer, available in 3 colour variants: black, grey, brown (p. 68)
-  option of using MACO Multi-Power concealed hinges in the fittings groove (not visible when the window is closed), COMFORT, TBT, flat handles for roller blinds (only for PP, Iglo 5 Classic with DM 25 bolt)
-  wide range of colours of decorative films, option to cover the window on both sides (two the same or different colours) or only one side (p. 64)
-  option of selecting gaskets in grey
-  option of using a rectangular glazing bead - only for 24 mm glazing (p. 69)
-  handles for floating mullion windows
-  option of using 27 mm, 45 mm or 65 mm wide PVC glued on muntin bars and 8 mm, 18 mm, 26 mm or 45 mm wide aluminium internal muntin bars (p. 50)
-  3-glazed (2-chamber) units, infilled with argon gas, with  $U_g = 0.6 \text{ W/(m}^2\text{K)}$
-  hinge covers in custom colours: titanium, champagne, cream, black and gold
-  option of selecting a profile core in brown
-  available with roller shutters, Venetian blinds and mosquito nets (p. 78)
-  option of making windows in V-Perfect technology (so called thin welding)
-  RC2 Resistance class can be achieved, 4 strikers, MAX fittings
-  option of using ventilators (p. 62)
-  turn lock
-  option of providing Smart Home automation (p. 70)
-  option of using a 41 mm and 65 mm high renovation frame and a 35 mm adaptation frame
-  wide range of additional profiles (connectors, extensions, sill profiles)
-  MACO tilt mechanism
-  option of using full (closed) steel reinforcement in the frame






Even more light and enjoyment. Iglo Light's design is expressed in its rounded shape and the slim and narrow lines of its profile. Compared to traditional systems, it is characterised by a 32% narrower floating mullion with a symmetrically placed aluminium handle and an 8 mm narrower sash profile.



## TECHNICAL DATA



70 mm  
installation  
depth



Uw 0,84 W/(m²K)\*  
thermal  
transmittance

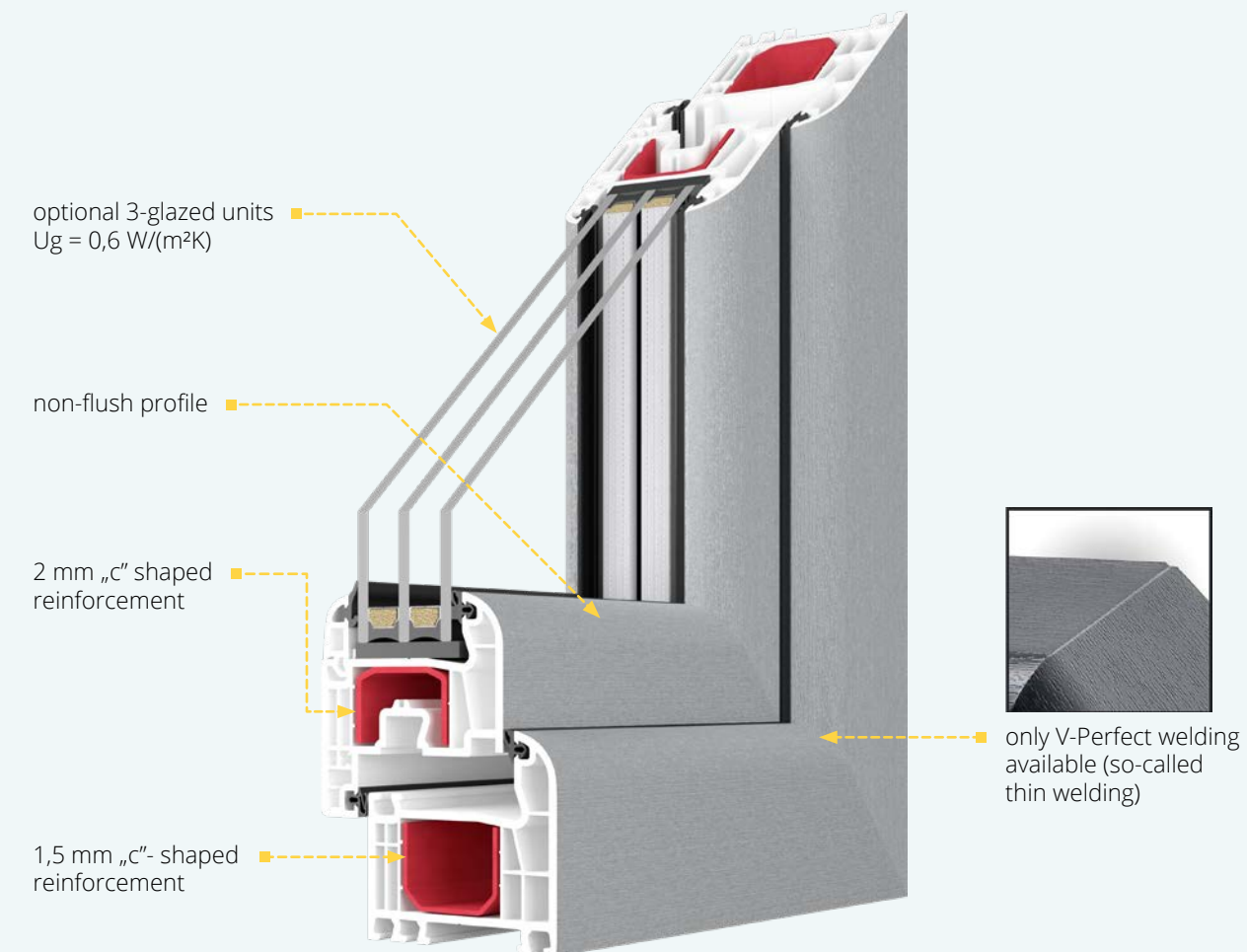


Rw to 44 dB  
soundproofing



## SYSTEM STRUCTURE

The 5-chamber A-class profile is made exclusively of primary material. Its installation depth is 70 mm. The innovative, original arrangement of the steel reinforcement (35 mm x 24 mm x 2 mm) in the chamber ensures adequate strength and stability of the system.



## STANDARD:

- MACO MULTI-MATIC KS fittings with 2 anti-theft strikers with Silber-Look anti-corrosion coating for long-lasting protection and smooth operation of the fitting
- sash lifter (lifting mishandling device - depending on window height)
- microventilation in tilt and turn windows
- hinge covers in 4 colours: white, silver, light brown, brown
- aluminium handle
- 2-glazed (1-chamber) units infilled with argon gas with Ug = 1.1 W/(m²K)
- glass-pane spacer made of galvanised steel
- 2 EPDM gaskets in black (external and internal)
- gasket filling the lower fittings groove
- 1.5 mm steel reinforcement for frame and sash (2 mm for balcony door sash), „c”-shaped
- profile core in white
- 5-chamber PVC under-sill trim with gasket
- V-Perfect welding



## ADDITIONAL OPTIONS



option of using glazed units with a thickness from 24 mm to 40 mm



option of using glass panes with improved sound insulation, laminated (safety and anti-burglary), ornamental, solar control, mirror and sandblasted



option of using the Swisspacer Ultimate glass-pane spacer, available in 3 colour variants: black, grey, brown (p. 68)



option of using MACO Multi-Power concealed hinges in the fittings groove (invisible when the window is closed) as well as COMFORT and TBT fittings



wide range of colours of decorative films, option to cover the window on both sides (two the same or different colours) or only one side (p. 64)



option of selecting gaskets in grey



option of using a rectangular glazing bead - only for 24 mm glazing (p. 69)



option of using 27 mm, 45 mm or 65 mm wide PVC glued on muntin bars and 8 mm, 18 mm, 26 mm or 45 mm wide aluminium internal muntin bars (p. 50)



hinge covers in custom colours: titanium, champagne, cream, black and gold



available with roller shutters, Venetian blinds and mosquito nets (p. 78)



using 3-glazed (2-chamber) units, infilled with argon gas, with  $U_g = 0.6 \text{ W/(m}^2\text{K)}$



option of using full (closed) steel reinforcement in the frame



option of using ventilators (p. 62)



turn lock



option of providing Smart Home automation (p. 70)



option of using a 41 mm and 65 mm high renovation frame and a 35 mm adaptation frame




wide range of additional profiles (connectors, extensions, sill profiles)





A modern system of turn and outward-tilting windows that provides very good thermal insulation parameters and high comfort of use. The system is the result of the work of our in-house development department and research laboratory, which ensures the highest quality of the offered products.

## TECHNICAL DATA



70 mm

installation  
depth



$U_w 0,89 \text{ W/(m}^2\text{K)}^*$

thermal  
transmittance

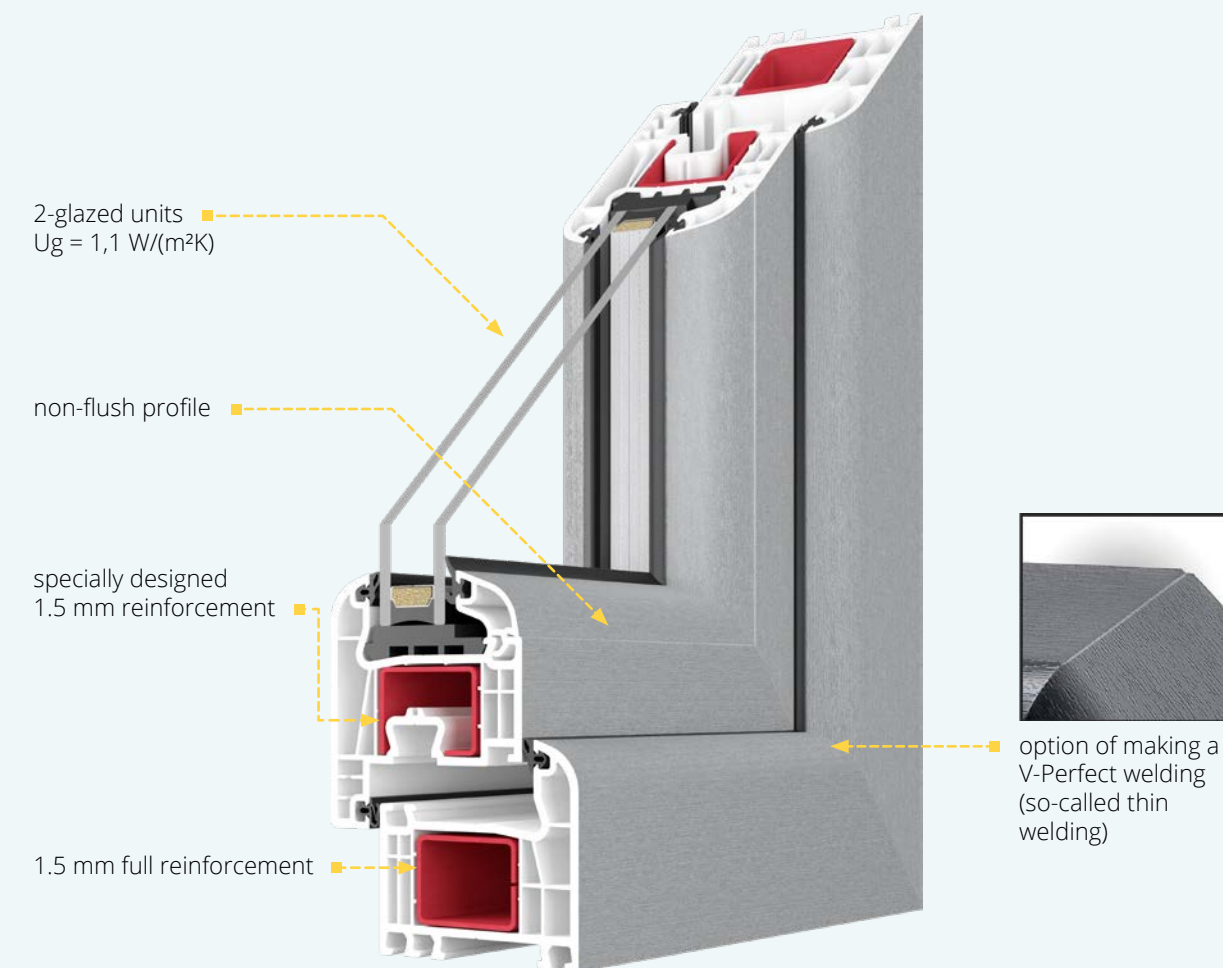
\*More data at page 73.



## OUTWARD-OPENING WINDOWS

### SYSTEM STRUCTURE

The profile has a 5-chamber construction with an installation depth of 70 mm. It features steel reinforcement of the sash and frame. The system is fitted with a double EPDM gasket: external and internal.



### STANDARD:

- scissor hinges (invisible when the window is closed), double roller DM20 bolt for full (airtight) locking or locking with trickle ventilation
- anti-theft protection
- balcony door hinge covers in 4 colours: white, silver, light brown, brown
- aluminium handle
- 2-glazed (1-chamber) units infilled with argon gas with  $U_g = 1.1 \text{ W/(m}^2\text{K)}$
- glass-pane spacer made of galvanised steel
- 2 EPDM gaskets in black (external and internal)
- gasket filling the lower fittings groove
- 1.5 mm full (closed) steel frame reinforcement and specially designed steel sash reinforcement profile
- profile core in white
- 5-chamber PVC under-sill trim with gasket



## ADDITIONAL OPTIONS



option of using glazed units with a thickness from 24 mm to 40 mm



option of using glass panes with improved sound insulation, laminated (safety and anti-burglary), ornamental, solar control, mirror and sandblasted



option of using the Swisspacer Ultimate glass-pane spacer, available in 3 colour variants: black, grey, brown (p. 68)



wide range of colours of decorative films, option to cover the window on both sides (two the same or different colours) or only one side (p. 64)



option of selecting gaskets in grey



option of using a rectangular glazing bead - only for 24 mm glazing (p. 69)



option of using 27 mm, 45 mm or 65 mm wide PVC glued on muntin bars and 8 mm, 18 mm, 26 mm or 45 mm wide aluminium internal muntin bars (p. 50)



3-glazed (2-chamber) units, infilled with argon gas, with  $U_g = 0.6 \text{ W/(m}^2\text{K)}$



option of making windows in V-Perfect technology (so called thin welding)



option of using rebate or RENSON ventilators (p. 62)



wide range of additional profiles (connectors, extensions, sill profiles)





Specially designed, original outward-opening windows and balcony doors. Attractive design and very good thermal insulation parameters mean a warmer home with lower heating costs.

## TECHNICAL DATA



70 mm  
installation  
depth



Uw 0,89 W/(m²K)\*  
thermal  
transmittance

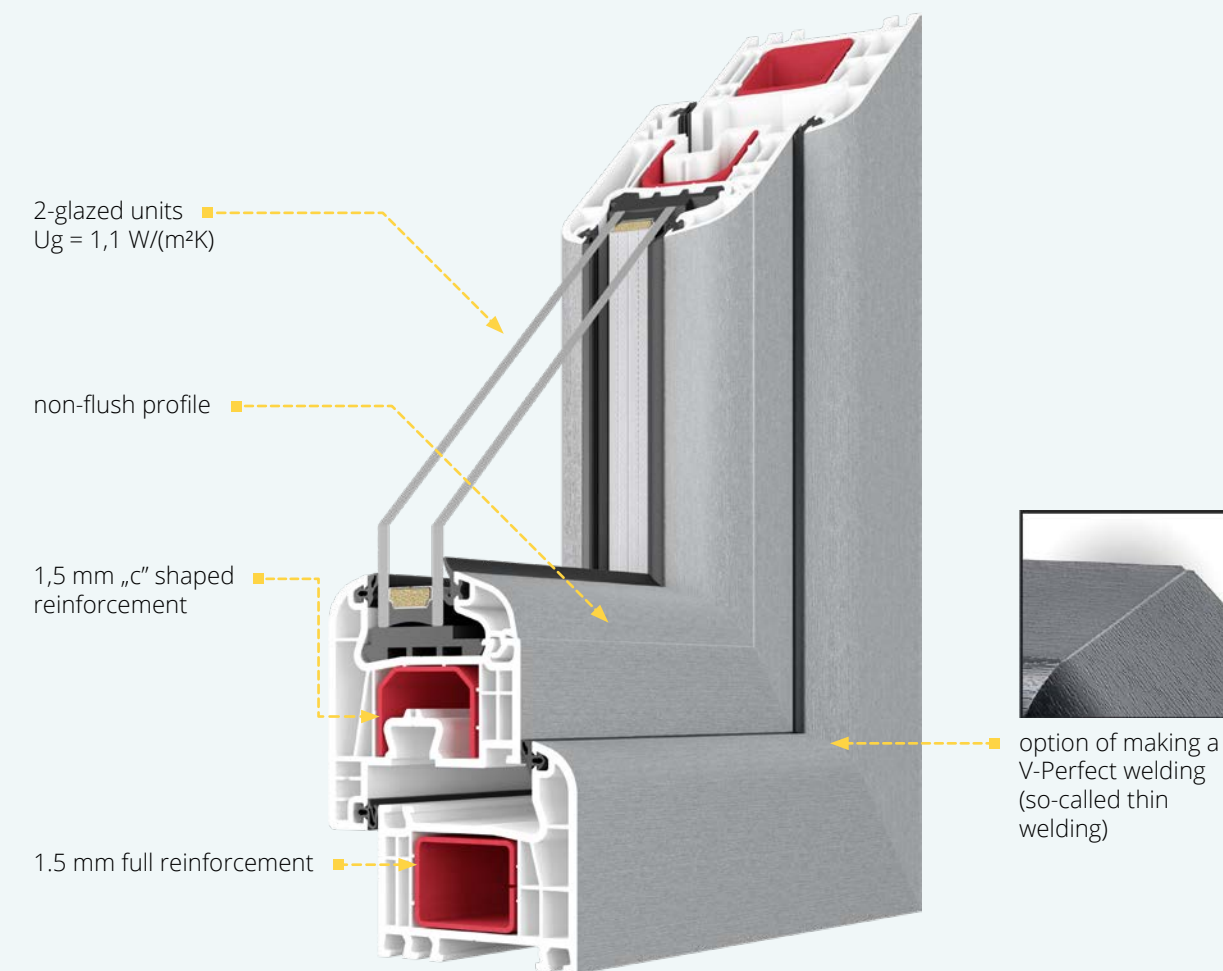
\*More data at page 73.



## OUTWARD-OPENING WINDOWS AND BALCONY DOORS

### SYSTEM STRUCTURE

The profile has a 5-chamber construction with an installation depth of 70 mm. It features steel reinforcement of the sash and frame. The system is fitted with a double EPDM gasket: external and internal.



### STANDARD:

- concealed MACO Multi-Power fittings in the window (invisible hinges when the window is closed), door fittings on balcony windows
- for balcony doors, double roller DM20 bolt for full (airtight) locking or locking with trickle ventilation
- aluminium handle with double-sided insert
- 2-glazed (1-chamber) units infilled with argon gas with Ug = 1.1 W/(m²K)
- glass-pane spacer made of galvanised steel
- 2 EPDM gaskets in black (external and internal)
- gasket filling the lower fittings groove
- 1.5 mm full (closed), steel, „C”-shaped frame and sash reinforcement (2 mm for balcony door sashes)
- profile core in white
- 5-chamber PVC under-sill trim with gasket



## ADDITIONAL OPTIONS



option of using glazed units with a thickness from 24 mm to 40 mm



option of using glass panes with improved sound insulation, laminated (safety and anti-burglary), ornamental, solar control, mirror and sandblasted



option of using the Swisspacer Ultimate glass-pane spacer available in 3 colour variants: black, grey, brown (p. 68)



wide range of colours of decorative films, option to cover the window on both sides (two the same or different colours) or only one side (p. 64)



option of selecting gaskets in grey



option of using a rectangular glazing bead - only for 24 mm glazing (p. 69)



option of using concealed hinges on balcony doors (invisible when the door is closed) - MACO Multi-Power fittings are designed for balcony door sashes weighing up to 150 kg



option of using 27 mm, 45 mm or 65 mm wide PVC glued on muntin bars and 8 mm, 18 mm, 26 mm or 45 mm wide aluminium internal muntin bars (p. 50)



3-glazed (2-chamber) units, infilled with argon gas, with  $U_g = 0.6 \text{ W/(m}^2\text{K)}$



option of making windows in V-Perfect technology (so called thin welding)



option of using rebate or RENSON ventilators (p. 62)



wide range of additional profiles (connectors, extensions, sill profiles)







# PVC TERRACE SYSTEMS

PVC terrace systems combine unique technology with a modern design. They allow plenty of daylight to enter the room. Our terrace doors are remarkable for their excellent thermal insulation parameters, high aesthetics of workmanship and many additional options that allow full personalisation of the product.

**EXTRAS** — **COLOURS**  
page 48      page 64




This system is designed for modern large-scale terrace glazing, giving interiors a unique character. Thanks to its extremely solid structure, safety is guaranteed, even with a sash weight of up to 400 kg. Excellent functionality is ensured by, among other things, the use of a low threshold that can be concealed in the floor.



Smart  
Home



## TECHNICAL DATA



194 mm  
installation  
depth



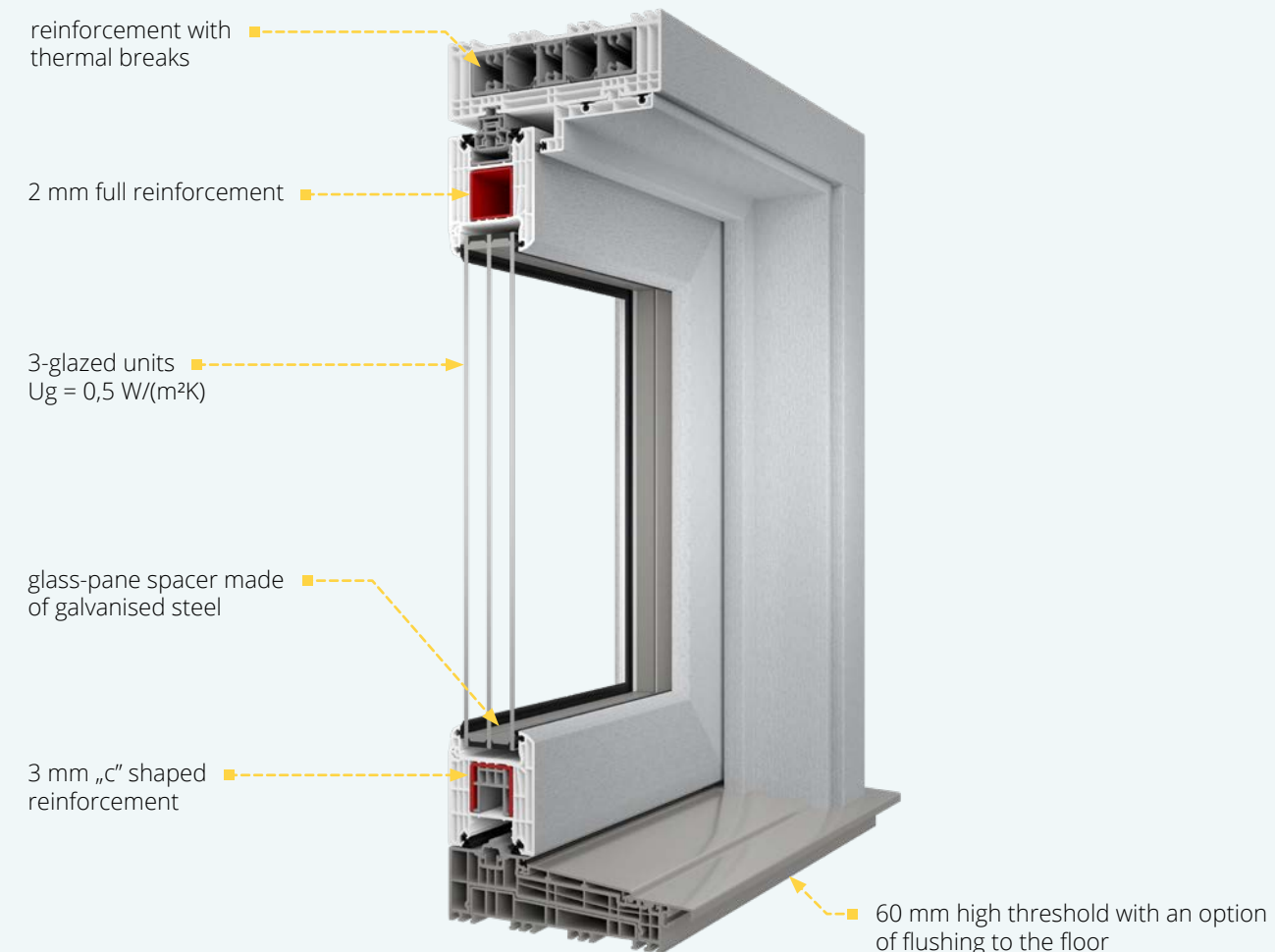
Uw 0,71 W(m²K)\*  
thermal  
transmittance

\*More data at page 74.



## SYSTEM STRUCTURE

7-chamber original a -class sash profile made exclusively of primary material, with a sash depth of 82 mm and frame depth of 194 mm. The comfort of use and the tightness of the construction are ensured by specially designed guide system and velour and EPDM gasket. The system is fitted as standard with a low PVC threshold with reinforcement and an aluminium overlay.



## STANDARD:

- G-U lift and slide fittings with 3 locking bolts
- micro-ventilation striker
- aluminium handle on the inside, recessed grip on the outside
- 2-glazed (1-chamber) units infilled with argon gas, with Ug = 0.5 W/(m²K)
- glass-pane spacer made of galvanised steel
- internal velour gasket, external EPDM and brush gasket in black
- frame reinforcement made of high quality aluminium sections with thermal breaks, sash reinforcement:
  - top and vertical - full (closed) steel, 2 mm thick
  - bottom - steel, channel-shaped, 3 mm thick
- profile core in white
- non-flush sash profile
- system carts with a load capacity of 300 kg
- PVC low threshold with aluminium reinforcement and overlay



## ADDITIONAL OPTIONS



option of using glazed units from 36 mm to 52 mm thick



option of using glass panes with improved sound insulation, laminated (safety and anti-burglary), ornamental, solar control, mirror and sandblasted



option of using the Swisspacer Ultimate glass-pane spacer, available in 3 colour variants: black, grey, brown (p. 68)



wide range of colours of decorative films, option to cover the window on both sides (two the same or different colours) or only one side (p. 64)



option of selecting glass gaskets in grey



option of using a rectangular glazing bead - only for 36 mm glazing (p. 69)



option of providing Smart Home automation (p. 70)



option of using 27 mm, 45 mm or 65 mm wide PVC glued on muntin bars and 8 mm, 18 mm, 26 mm or 45 mm wide aluminium internal muntin bars (p. 50)



option of making sashes in V-Perfect technology (so called thin welding)



option of using a ventilator with a drip cap RENSON THM 90 (str. 62)



available with roller shutters, Venetian blinds and mosquito nets (p. 78)



wide range of additional profiles (connectors, extensions)



system carts with a load capacity of 400 kg



double-sided handle with an insert





Our original solution provides optimum light to both large and small rooms, while maintaining very good thermal insulation parameters that will significantly reduce your heating costs.



## TECHNICAL DATA



82 mm  
installation  
depth



Uw from 0,66 W/(m²K)\*  
thermal  
transmittance

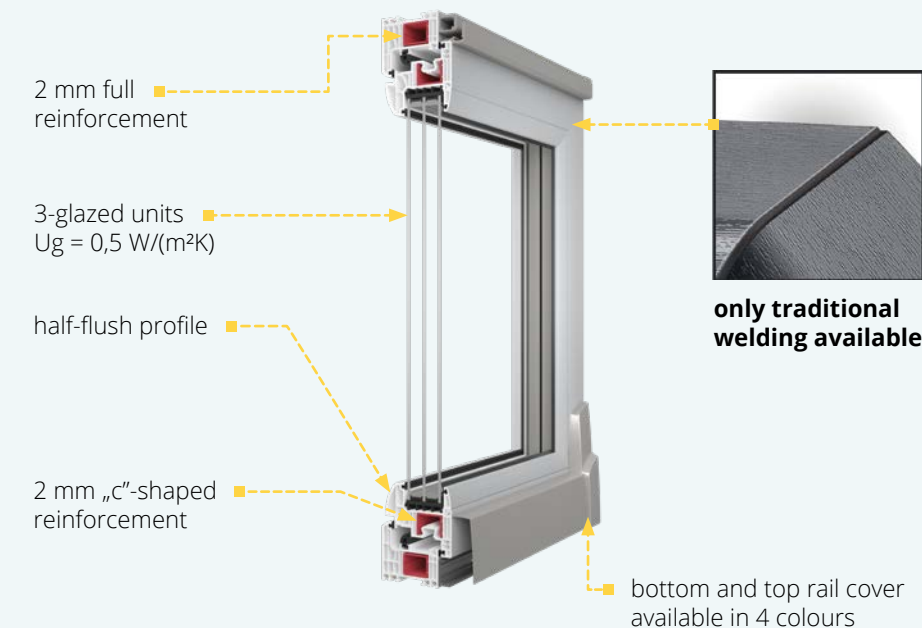
\*More data at page 74.



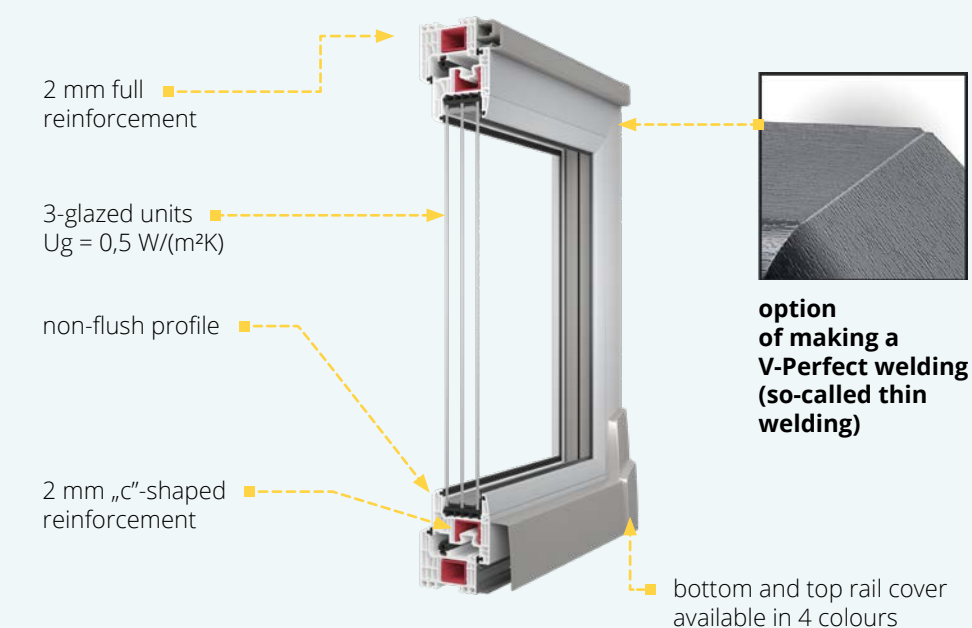
## SYSTEM STRUCTURE

7-chamber frame and sash profiles made exclusively of primary material in Class A, with an installation depth of 82 mm. The system includes a triple gasket, with a central gasket made of foamed EPDM.

### IGLO ENERGY PSK



### IGLO ENERGY CLASSIC PSK



### STANDARD:

- MACO SKB-S System Standard fittings for window sashes weighing up to 160 kg
- 3-glazed (2-chamber) units infilled with argon gas, with Ug = 0.5 W/(m²K)
- profile core in white
- glass-pane spacer made of galvanised steel
- 2 EPDM gaskets in black (external and internal) + 1 central gasket made of foamed EPDM, gaskets available in black

- gasket filling the lower fittings groove
- 2 mm full (closed) steel frame reinforcement, 'c'-shaped steel sash reinforcement
- aluminium handle
- rail cover available in 4 colours: silver, white, light brown and brown
- 5-chamber PVC under-sill trim with a gasket



## ADDITIONAL OPTIONS



option of using glazed units from 24 mm to 48 mm thick



option of using glass panes with improved sound insulation, laminated (safety and anti-burglary), ornamental, solar control, mirror and sandblasted



option of using the Swisspacer Ultimate glass-pane spacer available in 3 colour variants (p. 68)



wide range of colours of decorative films, option to cover the window on both sides (two the same or different colours) or only one side (p. 64)



option of selecting gaskets in grey



option of using a rectangular glazing bead - only for 48 mm glazing (p. 69)



option of using 27 mm, 45 mm or 65 mm wide PVC glued on muntin bars and 8 mm, 18 mm, 26 mm or 45 mm wide aluminium internal muntin bars (p. 50)



option of selecting a profile core in brown, for Iglo Energy Classic also in anthracite



option of using the MACO SKB-Z automatic fitting which supports closing of the tilt



available with roller shutters, Venetian blinds and mosquito nets (p. 78)





This is the perfect solution for those looking for window joinery that will provide the right level of light in the room. The tilt and slide system is characterised by ease of use and very good thermal and sound insulation parameters.



## TECHNICAL DATA



70 mm

TECHNICAL  
DATA



Uw from 0,81 W/(m²K)\*

installation  
depth

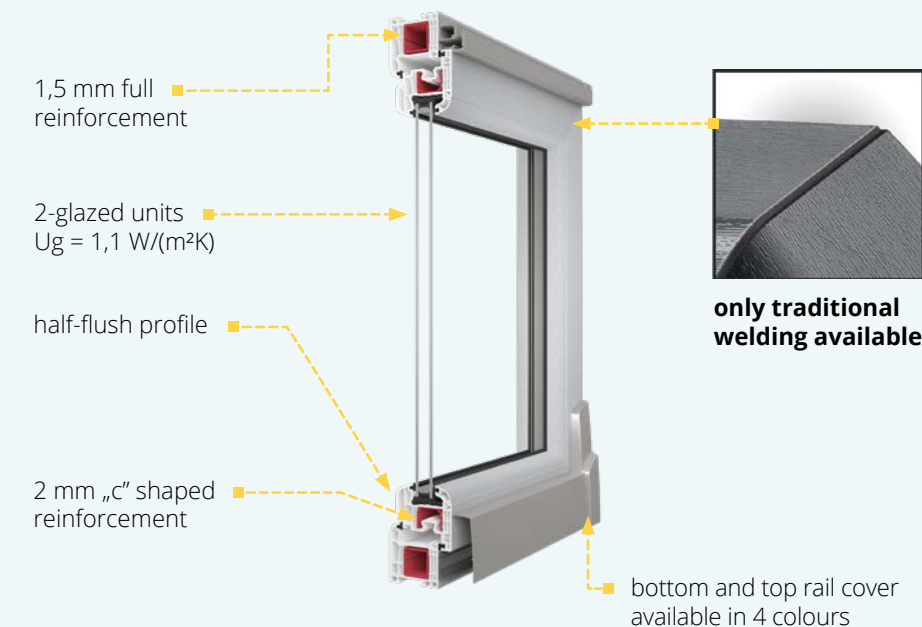
\*More data at page 75.



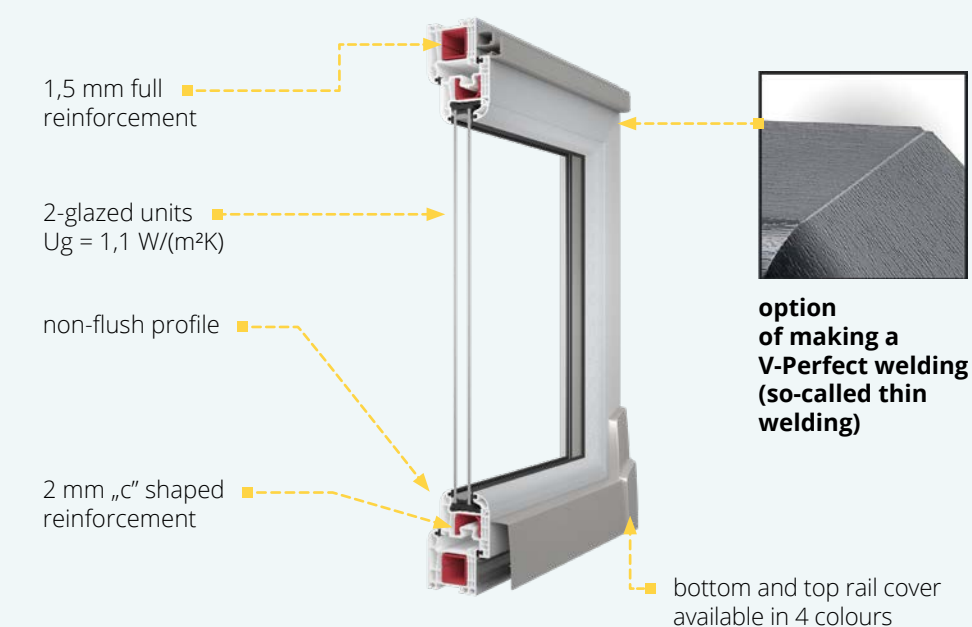
## SYSTEM STRUCTURE

5-chamber frame and sash profiles made exclusively of primary material in Class A, with an installation width of 70 mm with a double gasket: external, internal with EPDM

### IGLO 5 PSK



### IGLO 5 CLASSIC PSK



### STANDARD:

- MACO SKB-S System Standard fittings for window sashes weighing up to 160 kg
- 2-glazed (1-chamber) units infilled with argon gas with Ug = 1.1 W/(m²K)
- Rail cover available in 4 colours: silver, white, light brown and brown
- profile core in white
- glass-pane spacer made of galvanised steel
- frame profile height 75 mm

- 2 EPDM gaskets in black (external and internal)
- gasket filling the lower fittings groove
- 1.5 mm full (closed) steel frame reinforcement, 2 mm „c”-shaped steel sash reinforcement
- aluminium handle, available with key option
- 5-chamber PVC under-sill trim with gasket





option of selecting a profile core in brown



soundthe option of using glass panes with increased sound insulation, laminated glass, (safety and anti-burglary), ornamental glass, solar control glass, mirrored glass and sandblasted glass



option of using the Swisspacer Ultimate glass-pane spacer available in 3 colour variants (p. 68)



wide range of colours of decorative films, option to cover the window on both sides (two the same or different colours) or only one side (p. 64)



option of selecting gaskets in grey



option of using a rectangular glazing bead - only for 24 mm glazing (p. 69)



option of using the MACO SKB-Z automatic fitting which supports closing of the tilt.



option of using 27 mm, 45 mm or 65 mm wide PVC glued on muntin bars and 8 mm, 18 mm, 26 mm or 45 mm wide aluminium internal muntin bars (p. 50)



3-glazed (2-chamber) units infilled with argon gas, with  $U_g = 0.6 \text{ W/(m}^2\text{K)}$



option of making windows in V-Perfect technology (so called thin welding)- only for Iglo 5 Classic PSK



Handle on both sides - only for the Iglo 5 Classic system



available with roller shutters, Venetian blinds and mosquito nets (p. 78)




option of selecting a profile core in brown





Specially developed original system to allow even more daylight into rooms. Compared to other PSK systems, it is distinguished by its visual lightness of the form.

## TECHNICAL DATA



70 mm  
installation  
depth



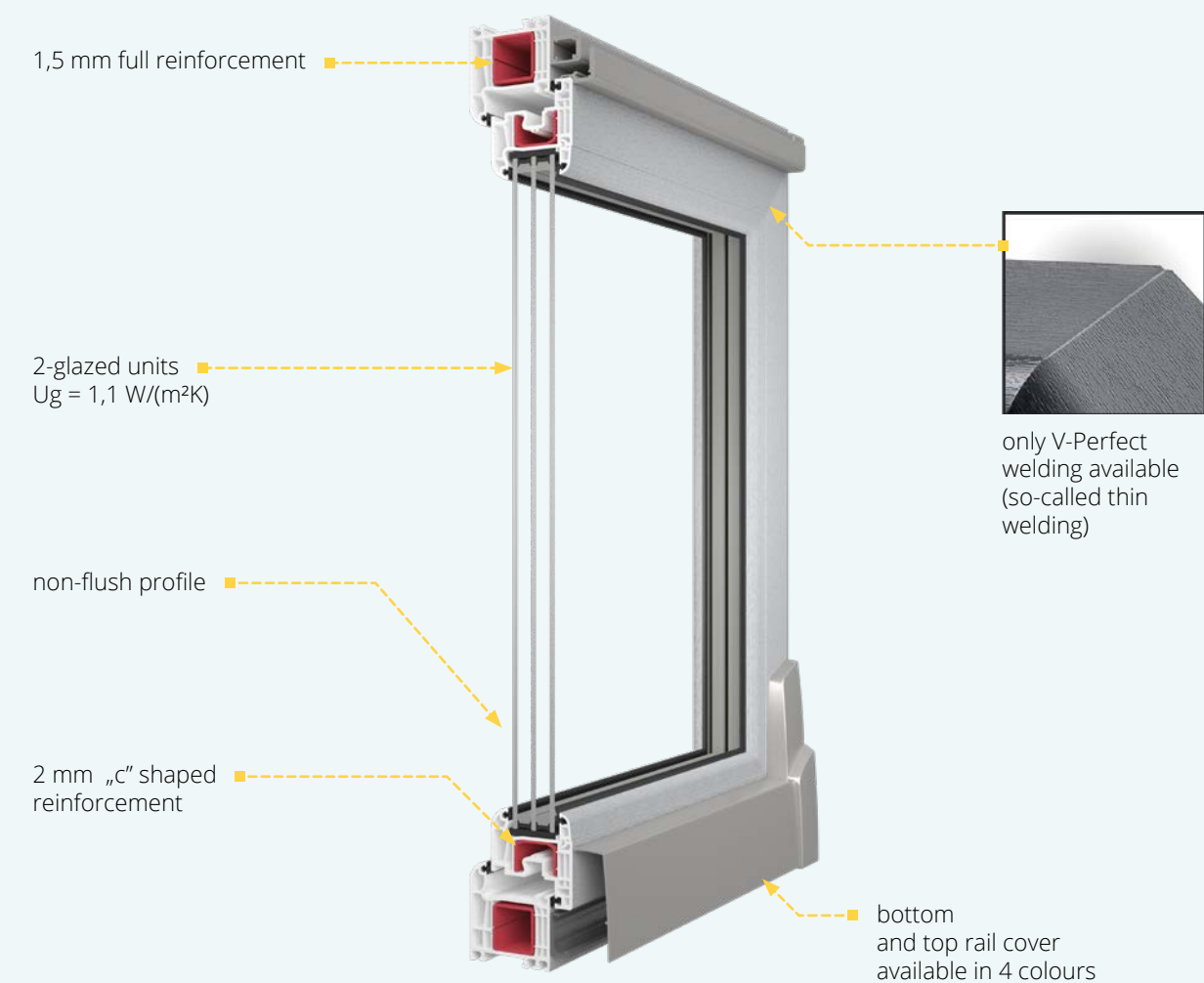
Uw from 0,84 W/(m²K)\*  
thermal  
transmittance

\*More data at page 75.



## SYSTEM STRUCTURE

5-chamber frame and sash profiles made exclusively of primary material in Class A, with an installation depth of 70 mm. IGLO LIGHT PSK is equipped with a double gasket: external, internal with EPDM



## STANDARD:

- MACO MULTI-MATIC KS fittings with 4 anti-theft strikers with Silber-Look anti-corrosion coating for long-lasting protection and smooth operation of the fitting
- 2-glazed (1-chamber) units infilled with argon gas with Ug = 1.1 W/(m²K)
- profile core in white
- glass-pane spacer made of galvanised steel
- 1.5 mm full (closed) steel frame reinforcement, 2 mm „C“-shaped steel sash reinforcement
- aluminium handle
- rail cover available in 4 colours: silver, white, light brown and brown
- V-Perfect welding - (so-called thin welding)
- 5-chamber PVC under-sill trim with gasket
- frame profile height: 75 mm



The system is designed for producing terrace doors and sliding windows. Thanks to the application of the latest technological solutions, it ensures high comfort of use and durability for many years. It is ideal for rooms where the use of traditional window and door solutions is not possible. IGLO SLIDE is dedicated for locations where high thermal insulation parameters are not required.




## TECHNICAL DATA



82 mm

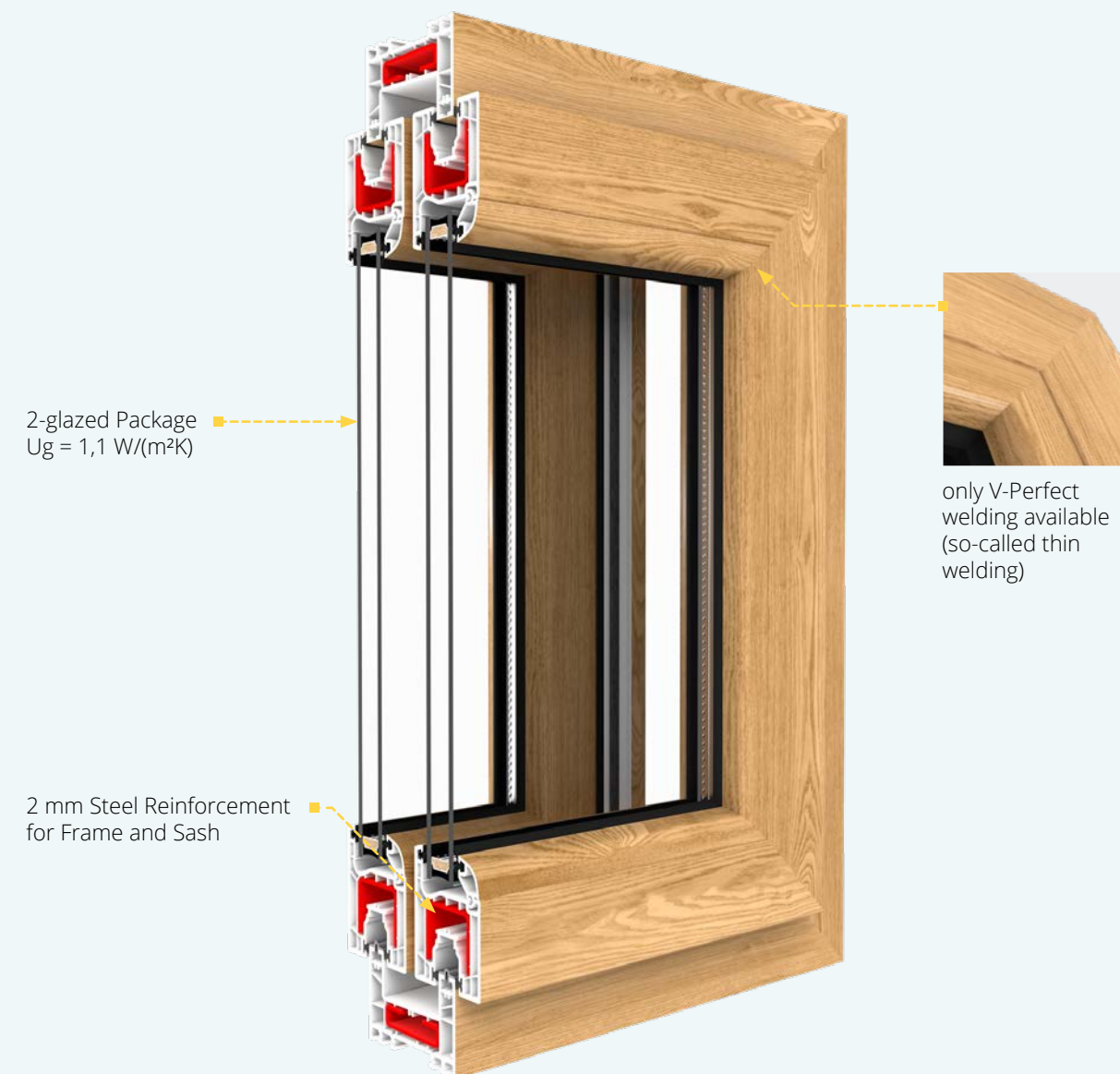
installation  
depth

\*More data at page 75.



## SYSTEM STRUCTURE

3-chamber profile of frame and sash, with an installation depth of 82 mm, is fitted with a brush sealing.



## STANDARD:

- Siegenia System Fittings with Height-adjustable Carts
- Aluminium Handle
- 24 mm Glazing Package, 2-glazed (1-chamber) Filled with Argon, with  $U_g = 1,1 \text{ W/(m}^2\text{K)}$
- Galvanised Steel Spacer
- V-perfect eld
- Brush Sealing
- Black Gaskets
- 2 mm Steel Reinforcement for Frame and Sash
- 2-sided Aluminium Handle + Insert for Terrace Doors



## ADDITIONAL OPTIONS



option of using glazed units from 24 mm to 36 mm thick



sound the option of using glass panes with increased sound insulation, laminated glass, (safety and anti-burglary), ornamental glass, solar control glass, mirrored glass and sandblasted glass



option of using the Swisspacer Ultimate glass-pane spacer available in 3 colour variants (p. 68)



wide range of colours of decorative films, option to cover the window on both sides (two the same or different colours) or only one side (p. 64)



option of selecting gaskets in grey



option of using a rectangular glazing bead - only for 24 mm glazing (p. 69)



option of using 27 mm, 45 mm or 65 mm wide PVC glued on muntin bars and 8 mm, 18 mm, 26 mm or 45 mm wide aluminium internal muntin bars (p. 50)



option of using ventilators in the sash (p. 62)



available with roller shutters, Venetian blinds and mosquito nets (p. 78)







# EXTRAS

A wide range of accessories enables you to fully personalise your windows and terrace systems. With us, you will create a window joinery that meets your expectations.



## MUNTIN BARS

Create an elegant and yet unique look for your windows. The wide configuration options combined with the available colours make it possible to create many interesting arrangements.

Muntin bars can be used on all our window and terrace systems.

### GLUED-ON MUNTINS



### PVC glued on muntin bars

Glued on muntin bar in widths of 27 mm, 45 mm or 65 mm. Available in our colour palette.

### INSIDE GLASS MUNTINS



### Internal aluminium muntin bars

Internal muntin bars in widths of 8 mm, 18 mm, 26 mm or 45 mm. Available colours: white, gold, silver, golden oak, dark oak, mahogany, nut, macore, winchester, RAL 8022 (ask your dealer for the other colours).



\*For the option of making a particular design from muntin bars, ask BCB Systems team.





## BALCONY THRESHOLDS


The balcony thresholds we offer are characterised by the highest ergonomics in use, durable construction and a high degree of thermal insulation. They are ideal for any climate zone.



### WOODEN THRESHOALD

Available for:

- IGLO 5
- IGLO 5 CLASSIC
- IGLO LIGHT
- IGLO EXT




### FRAME THRESHOLD - STANDARD FOR EVERY SYSTEM

- IGLO ENERGY
- IGLO ENERGY CLASSIC
- IGLO 5
- IGLO 5 CLASSIC
- IGLO EXT
- IGLO LIGHT

## OPTIONAL THRESHOLDS FOR IGLO ENERGY AND IGLO ENERGY CLASSIC



### COMBI 20 MM



### COMBI

### 20 MM ALUMINIUM THRESHOLD

Available for:

- IGLO 5
- IGLO 5 CLASSIC
- IGLO LIGHT
- IGLO EXT





## HANDLES

The handles used in our products are made of aluminium and are distinguished not only by their elegant design the colour options, but also by their ergonomic shape. Handles can be supplied with options with a key or push-button to prevent unintentional opening (an option particularly recommended for children's rooms).

### ALUMINIUM WINDOW AND BALCONY DOOR HANDLES

IGLO 5 STANDARD WINDOW HANDLE



IE WINDOW HANDLE



IGLO 5 WINDOW HANDLE WITH KEY



DUBLIN WINDOW HANDLE



DUBLIN WINDOW HANDLE WITH PUSH-BUTTON



DUBLIN WINDOW HANDLE WITH KEY



DOUBLE-SIDED BALCONY DOOR HANDLE WITH PZ-PLATE FOR ROLLER SHUTTER<sup>1</sup>



HANDLE FOR BALCONY DOOR BOLT FOR ROLLER SHUTTER<sup>2</sup>



HANDLE FOR BALCONY DOOR BOLT<sup>2</sup>



Available in: white, silver, olive and brown.



<sup>1</sup> Available for Iglo 5 Classic with DM 25 bolt, Iglo PP (intermediate profile)

<sup>2</sup> Also available in black (RAL 9005)



STANDARD HANDLE FOR PSK SYSTEM




HANDLE WITH AUTOMATIC FOR PSK SYSTEM



HANDLES FOR IGLO - HS SYSTEM

STANDARD




WITH SINGLE-SIDED INSERT



DOUBLE-SIDED BALCONY DOOR HANDLE WITH PZ PLATE<sup>3</sup>



WITH DOUBLE-SIDED INSERT



<sup>3</sup> Available for Iglo EXT, Iglo 5 Classic with DM 25 bolt



## NON-STANDARD DESIGNS

We also offer non-standard window designs in systems:

- IGLO ENERGY
- IGLO ENERGY CLASSIC
- IGLO 5
- IGLO 5 CLASSIC
- IGLO LIGHT

For confirmation of a non-standard design, contact us!



In non-standard designs, there is no option for V-Perfect welding (so-called thin welding), due to the lack of a 90° angle in all corners.



## CREATE YOUR OWN UNIQUE STYLE





## FITTINGS

The fittings used by BCB Systems are the perfect solution in terms of security and functionality of the window and door joinery.

In addition, there is an option of:

- use of concealed hinges
- use of fittings that meet the requirements for anti-burglary in the RC2 and RC2 N class





RC2



RC2N

## MOUNTING WEDGES

Option of ordering mounting wedges used to level window and door frames during the installation.



### STANDARD HINGES



### CONCEALED HINGES

invisible when window is closed



### TRANSOM WINDOW LOCK

allows the transom window to be opened or closed mechanically in places that are difficult to access (e.g. due to the height of the transom window)



### REED SWITCH

magnetic window and door opening sensor is a part of the Smart Home access control system or alarm system



### FRICTION BRAKE

protects against spontaneous opening or closing of window and door sashes



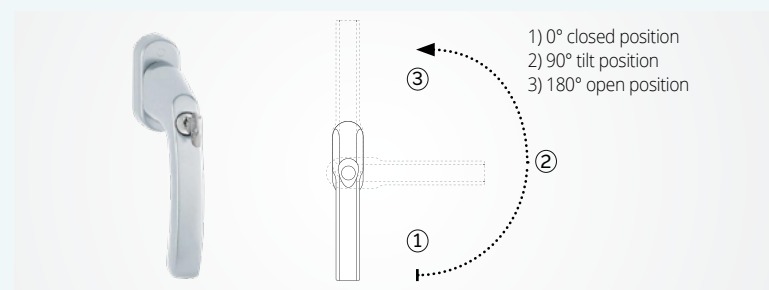
### GRADUAL TILT MECHANISM

allows the window to be tilted in 5 positions



### COMFORT FITTINGS

handle in the bottom part of the window sash



### TBT (TILT BEFORE TURN) FITTINGS

tilt position before opening - key protection against full opening of the window



### HINGE COVERS<sup>1</sup>



### ALUMINIUM BALCONY DOOR PULL-HANDLE<sup>2</sup>

1) Colours available:

#### Standard:

- white,
- brown,
- light brown,
- silver.

#### as an additional option:

- black,
- gold-look,
- titanium,
- champagne,
- cream.

2) Colours available:

- white, RAL 9016,
- silver, RAL 9006,
- brown RAL 8019,
- RAL 1036,
- RAL 7016.



- MACO Multi-Power concealed fittings invisible when the window is closed
- load capacity up to 150 kg



## RENOVATION AND ADAPTATION FRAMES

The use of a renovation frame allows windows to be installed without removing the old window frames. This solution is successfully used in historic buildings or where exceptional care is required for the building façade. Available in the colours of our veneer colour palette.



**i** The option of making a renovation and adaptation frame in V-Perfect technology (so-called thin welding):

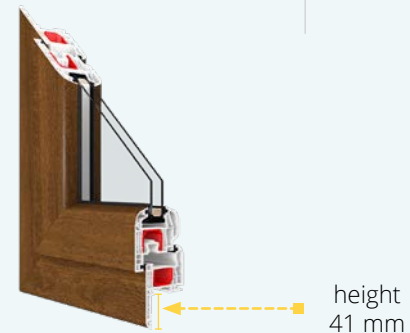
- Iglo Energy Classic
- Iglo 5 Classic
- Iglo Light
- Iglo EXT

### IGLO 5 50004

height 41 mm

#### RENOVATION FRAME:

IGLO 5  
IGLO 5 CLASSIC  
IGLO LIGHT  
IGLO EXT



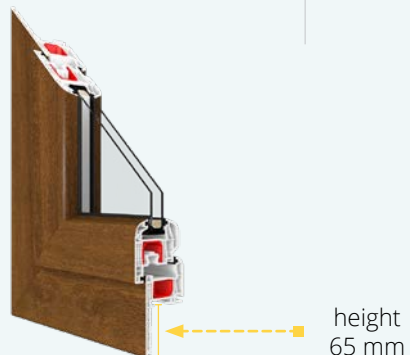
height  
41 mm

### IGLO 5 50005

height 65 mm

#### RENOVATION FRAME:

IGLO 5  
IGLO 5 CLASSIC  
IGLO LIGHT  
IGLO EXT



height  
65 mm

### IGLO ENERGY 70004

height 47 mm

#### RENOVATION FRAME:

IGLO ENERGY  
IGLO ENERGY CLASSIC



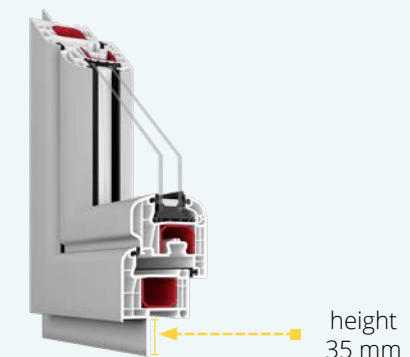
height  
47 mm

### IGLO 5 50009

height 35 mm

#### ADAPTATION FRAME:

IGLO 5  
IGLO 5 CLASSIC  
IGLO LIGHT  
IGLO EXT



height  
35 mm

### IGLO ENERGY 70009

height 35 mm

#### ADAPTATION FRAME:

IGLO ENERGY  
IGLO ENERGY CLASSIC



height  
35 mm





## VENTILATION

Aiming at providing the highest living comfort, BCB Systems offers high-quality ventilators that ensure proper ventilation and fresh air when the windows are tightly closed.



For the application of ventilation in PSK systems, consult with BCB Systems Team.

### INTERNAL VIEW

6-30 m³/h\*



Aereco AMO pressure ventilator

1) Available colours:

- white,
- RAL: 9005, 8001, 8017, 7016.

6,2-22 m³/h\*



Ventair Simpress pressure ventilator

1) Available colours:

- white,
- RAL: 8003, 8017, 7016.

7-28 m³/h\*



Aereco EXR acoustic hygro-regulated ventilator

1) Available colours:

- white,
- RAL: 8001, 8017, 7016, 7045.

5-29 m³/h\*



Aereco EMM hygro-regulated ventilator

1) Available colours:

- white,
- RAL: 8001, 8017, 7016, 7045.

\*Measured at 10 Pa - data obtained from the ventilator manufacturer.

### BENEFITS OF USING VENTILATORS:

- modern, natural and healthy ventilation
- improved air exchange
- thermal comfort in the room (no feeling of draught as with tilted windows)
- possibility of adjusting the air flow in accordance with the weather conditions
- reducing the risk of damp rooms and the fungal and mould growth
- security
- Wide range of options: wooden windows, PVC windows, aluminium windows.

5,2 m³/h\*



Radaks

Available colours: white (gaskets in black or grey).

6,5 m³/h\*



Maco Vent

Available colours: white (gaskets in black or grey).

5,6 m³/h\*



Regel - air

Available colours: white (gaskets in black or grey).

46,5 m³/h\*



RENSON THM 90 ventilator with a drip cap

Available colours:

- RAL: 7016, 8019, 9005, 9006, 9016,
- Ask your dealer or our sales department about custom colours.

Radaks, Regel - air and Maco Ventyl ventilators are not available for the Iglo Premier and Iglo EXT windows.

\*Measured at 10 Pa - data obtained from the ventilator manufacturer.

### RENSON THM 90







## COLOURS

The rich colour range of window, balcony doors, HS and PSK terrace systems allows almost unlimited options for colour matching to customers' personal needs and preferences. The excellent quality of the foils used during production guarantees that the highest quality and durability of the colour will be maintained for many years.

### FOILS REFERENCE COLOURS




Concrete grey  
702305-167




Basalt grey smooth  
701205-097




Crown Platinum  
9.1293001-195




Light grey  
725105-167



Anthracite Ulti-Matt  
02.20.71.000001-504700




Quartz grey smooth  
703905-097



Slate  
1.0065002-097




Slate grey smooth  
02.11.71.000040-097



Black Ulti-Matt  
02.20.01.000002-504700

\*Print may vary from the actual colour.



Cream  
137905-167



Quartzite grey  
703905-167



Dark red  
308105-167



Moss green  
600505-167



FX white  
915205-168



Anthracite  
701605-167



Chocolate brown  
887505-167



Natural oak  
3118076-167




Oregon  
2115008-167




Rosewood  
851805-167




Douglas fir  
3152009-167



Dark oak  
2052089-167



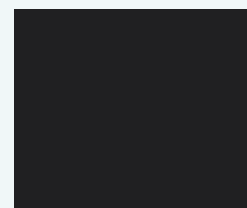
Macore  
3162002-167




Mahogany  
2097013-167



Grey  
715505-167



Smooth anthracite  
701605-097



Golden oak  
2178001-167



Basalt grey  
70125-097



Nut  
2178007-167



Sheffield oak light  
F 456-3081



Winchester  
49240015-148



Dark green  
612505-167



Turner oak  
F470-3001



## GLASS PANES

We offer many types of glass panes that are characterised by the highest quality of workmanship. Choose panes for your windows that will meet your expectations and give your interior unique character.


We have been manufacturing multiple glazed panes since 1994. We have a state-of-the-art glass tempering plant and our own research laboratories, which ensure the highest quality.

The glazed units we manufacture can be fitted with special capillaries to equalise the pressure inside the glass with atmospheric pressure. Thanks to this solution, the glazing packages will perform perfectly in your premises.

Option to sandblast the glass in any way you wish (in 3 shades of grey)\* or to use ready-made designs.

## INFILLING MATERIAL

- **ARGON** - all glazed units are infilled with argon gas as standard, which guarantees very good thermal insulation. This has resulted in glazed units with Ug value of between 1.1 and 0.5 W/(m²K).




3-pane (2-chamber) 48 mm units with glass-pane spacer made of galvanised steel.

## TYPE OF GLASS




Matt



Striped sandblasted glass\*



Reflect-float brown 6 mm



Reflect-float blue 6 mm




Float 4, 6, 8, 10 m  
Thermal coating option.



Szkło laminowane  
Thermal coating option.




Chinchilla ornament



Delta ornament




Silvit ornament



Cathedral ornament



Master Carre ornament



Rain ornament



Antisol green



Antisol brown



Antisol grey



Antisol blue



Mirastar

\* For sandblasting, contact BCB Systems Team.




## GLASS-PANE SPACERS

The glass-pane spacers contribute to the thermal insulation of the glazed units. We already offers glass-pane spacer made of galvanised steels as a standard, which are characterised by very good thermal insulation, much better than aluminium spacers. The Swisspacer Ultimate plastic spacer is available as an option.

### Glass-pane spacer made of galvanised steel

is provided as standard with every glazed unit.



### Swisspacer Ultimate

Optional Swisspacer Ultimate glass-pane spacer available in black, brown, grey.



## RECTANGULAR GLAZING BEAD

The rectangular glazing bead is dedicated to the window, balcony and terrace systems. In combination with the latest decorative veneers imitating aluminium, windows fit in with the latest architectural trends.

Option available for glazing:

48 mm:


- Iglo Energy
- Iglo Energy PSK
- Iglo Energy Classic
- Iglo Energy Classic PSK

36 mm:

- Iglo-HS

24 mm:

- Iglo 5 / Iglo 5 PSK
- Iglo 5 Classic / Iglo 5 Classic PSK
- Iglo Light / Iglo Light PSK
- Iglo Premier
- Iglo EXT



STANDARD  
GLAZING BEAD



RECTANGULAR  
GLAZING BEAD



## SMART HOME

### WITH EVERYTHING UNDER CONTROL

Intelligent control systems for window automation via remote control, tablet or smartphone are becoming increasingly popular with customers, allowing the system to also be managed remotely while they are away.

There is the option of opening and closing windows individually, in groups as well as time-based programming and connection to other intelligent systems in the house.


This is an investment in comfort and functionality at the highest level.

## G-U AUTOMATICS

A modern system designed for HS system solutions.

### Functions:

- opening and closing
- operation via remote control and/or smartphone app



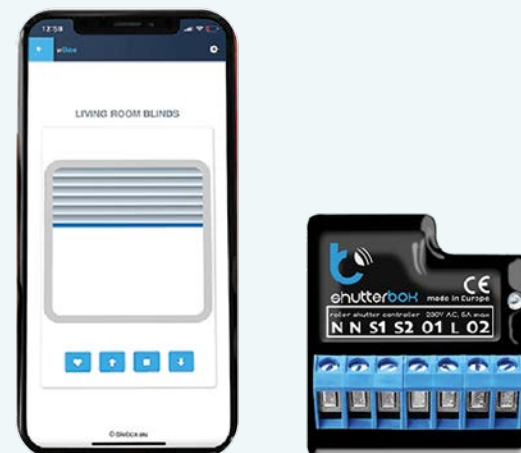
### TaHoma® switch

Windows, doors, roller shutters, Venetian blinds, gates and wickets that, thanks to the intelligent control unit from Somfy - TaHoma® switch, can open or close by themselves at selected times of the day, can tilt or slide in integrated groups or individually, offering us full control and surveillance of our home, even when we are not inside. The TaHoma® switch also allows us to manage the lighting in the house and garden.



### BleBox product line

These are miniature devices that allow you to open and close doors, windows, roller shutters, awnings, Venetian blinds, gates, manage lighting or the alarm system via your smartphone and tablet - even from anywhere in the world.





# COMPARISON OF PVC WINDOW SYSTEMS



INFORMATION	IGLO ENERGY	IGLO ENERGY CLASSIC	IGLO ENERGY ALUCOVER	IGLO 5	IGLO 5 CLASSIC	IGLO LIGHT	IGLO PREMIER	IGLO EXT
THERMAL INSULATION Uw	Uw = 0,79 W/(m²K)*1	Uw = 0,81 W/(m²K)*2	Uw = 0,76 W/(m²K)*7	Uw = 0,94 W/(m²K)*3	Uw = 0,94 W/(m²K)*4	Uw = 1,0 W/(m²K)*5	Uw = 0,89 W/(m²K)*6	Uw = 0,89 W/(m²K)*6
NUMBER OF CHAMBERS IN THE PROFILE	7	7	7	5	5	5	5	5
SOUND INSULATION DB	dB = 36-46	dB = 36-46	-	dB = 36-44	dB = 36-44	dB = 36-44	-	-
PROFILE CORE COLOUR 1 - STANDARD 2 - OPTION	1 - white 2 - brown	1 - white 2 - brown, anthracite	1 - white 2 - brown, anthracite	1 - white 2 - brown	1 - white 2 - brown	1 - white	1 - white	1 - white
RENOVATION FRAME HEIGHT	47 mm	47 mm	-	41 mm lub 65 mm	41 mm lub 65 mm	41 mm lub 65 mm	41 mm lub 65 mm	41 mm lub 65 mm
GLAZED UNITS AS STANDARD	Ug = 0.5 W/(m²K) 3-pane (2 chamber) units, infilled with argon gas, glass-pane spacer made of galvanised steel	Ug = 0.5 W/(m²K) 3-pane (2 chamber) units, infilled with argon gas, glass-pane spacer made of galvanised steel	Ug = 0.5 W/(m²K) 3-pane (2 chamber) units, infilled with argon gas, glass-pane spacer made of galvanised steel	Ug = 1.1 W/(m²K) 2-pane (1 chamber) units, infilled with argon gas, glass-pane spacer made of galvanised steel	Ug = 1.1 W/(m²K) 2-pane (1 chamber) units, infilled with argon gas, glass-pane spacer made of galvanised steel	Ug = 1.1 W/(m²K) 2-pane (1 chamber) units, infilled with argon gas, glass-pane spacer made of galvanised steel	Ug = 1.1 W/(m²K) 2-pane (1 chamber) units, infilled with argon gas, glass-pane spacer made of galvanised steel	Ug = 1.1 W/(m²K) 2-pane (1 chamber) units, infilled with argon gas, glass-pane spacer made of galvanised steel
GLAZING THICKNESS MIN. - MAX.	24 - 52 mm	24 - 52 mm	24 - 52 mm	24 - 40 mm	24 - 40 mm	24 - 40 mm	24 - 40 mm	24 - 40 mm
PROFILE DEPTH/ HEIGHT 1 - FRAME 2 - SASH	1 - 82 mm / 74 mm 2 - 95,9 mm / 86 mm	1 - 82 mm / 74 mm 2 - 82 mm / 86 mm	1 - 82 mm / 74 mm 2 - 82 mm / 86 mm	1 - 70 mm / 66 mm 2 - 80 mm / 78 mm	1 - 70 mm / 66 mm 2 - 70 mm / 78 mm	1 - 70 mm / 66 mm 2 - 70 mm / 70 mm	1 - 70 mm / 66 mm 2 - 70 mm / 78 mm	1 - 70 mm / 66 mm 2 - 70 mm / 78 mm
STEEL REINFORCEMENT 1 - FRAME 2 - SASH	1 - 2 mm full (closed) 2 - 2 mm „c“-shaped	1 - 2 mm full (closed) 2 - 2 mm „c“-shaped	1 - 2 mm full (closed) 2 - 2 mm „c“-shaped	1 - 1.5 mm „c“-shaped 1 -2- 1.5 mm (2 mm on balcony doors) „c“-shaped	1 - 1.5 mm „c“-shaped 1 -2- 1.5 mm (2 mm on balcony doors) „c“-shaped	1 - 1.5 mm „c“-shaped 1 -2- 1.5 mm (2 mm on balcony doors) „c“-shaped	1 - 1.5 mm full (closed) 2- 1.5 mm specially designed profile	1 - 1.5 mm full (closed) 1 -2- 1.5 mm (2 mm on balcony doors) „c“-shaped
BALCONY THRESHOLD 1 - STANDARD 2 - OPTION	1 - jamb frame 2 - Combi Plan 0.0 mm, Combi Plan 0.0 mm or Combi 20 mm	1 - jamb frame 2 - Combi Plan 0.0 mm, Combi Plan 0.0 mm or Combi 20 mm	1 - jamb frame 2 - Combi Plan 0.0 mm, Combi Plan 0.0 mm or Combi 20 mm	1 - jamb frame 2 - 20 mm aluminium threshold or wooden threshold	1 - jamb frame 2 - 20 mm aluminium threshold or wooden threshold	1 - jamb frame 2 - 20 mm aluminium threshold or wooden threshold	1- jamb frame	1 - jamb frame 2 - 20 mm aluminium threshold or wooden threshold

\*1 - For a window size of 1230x1480 mm – CSI (Czech Republic) Uw = 0.79 W/(m²K) with steel reinforcement and glazed units Ug = 0.5 W/(m²K) infilled with argon gas, with Swisspacer plastic spacer.

\*2 - For a window size of 1230x1480 mm – CSI (Czech Republic) Uw = 0.81 W/(m²K) with steel reinforcement and glazed units Ug = 0.5 W/(m²K) infilled with argon gas, with Swisspacer plastic spacer..

\*3 - For a window size of 1230x1480 mm – CSI (Czech Republic) Uw = 0.94 W/(m²K) with steel reinforcement and glazed units Ug = 0.5 W/(m²K) infilled with argon gas, with Swisspacer plastic spacer.

\*4 - For a window size of 1230x1480 mm – CSI (Czech Republic) Uw = 0.94 W/(m²K) with steel reinforcement and glazed units Ug = 0.6 W/(m²K) infilled with argon gas, with Swisspacer plastic spacer.


\*5 - For a window size of For a window size of 1230x1480 mm - ift Rosenheim Uw = 1.0 W/(m²K) with steel reinforcement, for glass pane with Ug = 0.6 W/(m²K) infilled with argon gas, with Swisspacer plastic spacer.

\*6 - For a window size of 1230x1480 mm - calculation method = 0.89 W/(m²K) with steel reinforcement and glazed units Ug = 0.6 W/(m²K) infilled with argon gas, with a Swisspacer plastic spacer.

\*7 - For a window measuring 1,230x1,480 mm – calculation method = 0.76 W/(m²K) with the argon gas-filled glass package Ug = 0.5 W/(m²K), with the Swisspacer plastic spacer bar.



# COMPARISON OF PVC TERRACE SYSTEMS



INFORMATION	IGLO-HS	IGLO ENERGY PSK	IGLO ENERGY CLASSIC PSK	IGLO 5 PSK	IGLO 5 CLASSIC PSK	IGLO LIGHT PSK	IGLO SLIDE
THERMAL INSULATION Uw	Uw = 0,71 W/(m²K)*1	Uw = 0,66 W/(m²K)*2	Uw = 0,66 W/(m²K)*2	Uw = 0,81 W/(m²K)*3	Uw = 0,81 W/(m²K)*3	Uw = 0,84 W/(m²K)*3	-
NUMBER OF CHAMBERS IN THE PROFILE	7	7	7	5	5	5	5
PROFILE CORE COLOUR 1 - STANDARD 2 - OPTION	1 - white	1 - white 2 - brown	1 - white 2 - brown, anthracite	1 - white 2 - brown	1 - white 2 - brown	1 - white	1 - white
V-PERFECT WELDING OPTION	yes	no	yes	no	yes	yes	yes
GLAZED UNITS AS STANDARD	Ug = 0.5 W/(m²K) 3-pane (2 chamber) units, infilled with argon gas, glass-pane spacer made of galvanised steel	Ug = 0.5 W/(m²K) 3-pane (2 chamber) units, infilled with argon gas, glass-pane spacer made of galvanised steel	Ug = 0.5 W/(m²K) 3-pane (2 chamber) units, infilled with argon gas, glass-pane spacer made of galvanised steel	Ug = 1.1 W/(m²K) 2-pane (1 chamber) units, infilled with argon gas, glass-pane spacer made of galvanised steel	Ug = 1.1 W/(m²K) 2-pane (1 chamber) units, infilled with argon gas, glass-pane spacer made of galvanised steel	Ug = 1.1 W/(m²K) 2-pane (1 chamber) units, infilled with argon gas, glass-pane spacer made of galvanised steel	Ug = 1.1 W/(m²K) 2-pane (1 chamber) units, infilled with argon gas, glass-pane spacer made of galvanised steel
GLAZING THICKNESS MIN. - MAX.	36 - 52 mm	24 - 52 mm	24 - 52 mm	24 - 40 mm	24 - 40 mm	24 - 40 mm	24 - 36 mm
PROFILE DEPTH/ HEIGHT 1 - FRAME 2 - SASH	1 - 194 mm / 74 mm 2 - 82 mm / 98 mm	1 - 82 mm / 74 mm 2 - 95,9 mm / 86 mm	1 - 82 mm / 74 mm 2 - 95,9 mm / 86 mm	1 - 75 mm / 75 mm 2 - 80 mm / 78 mm	1 - 70 mm / 75 mm 2 - 70 mm / 78 mm	1 - 70 mm / 75 mm 2 - 70 mm / 78 mm	-
STEEL REINFORCEMENT 1 - FRAME 2 - SASH	1 - 3 mm, „c“-shaped 2 - 2 mm full (closed)	1 - 2 mm full (closed) 2 - 2 mm „c“-shaped	1 - 2 mm full (closed) 2 - 2 mm „c“-shaped	1 - 1.5 mm full (closed) 2 - 2 mm „c“-shaped	1 - 1.5 mm full (closed) 2 - 2 mm „c“-shaped	1 - 1.5 mm full (closed) 2 - 2 mm „c“-shaped	1 - 2 mm 2 - 2 mm
FITTINGS 1 - STANDARD 2 - OPTION	G-U with 3 locking bolts	1 - MACO SKB-S Standard System 2 - MACO SKB-Z Automatic System	1 - MACO SKB-S Standard System 2 - MACO SKB-Z Automatic System	1 - MACO SKB-S Standard System 2 - MACO SKB-Z Automatic System	1 - MACO SKB-S Standard System 2 - MACO SKB-Z Automatic System	1 - MACO SKB-S Standard System 2 - MACO SKB-Z Automatic System	SIEGENIA
THRESHOLD	system threshold	jamb frame	jamb frame	jamb frame	-	jamb frame	jamb frame

\*1 - Calculation method: Terrace system of size 5000x2500 mm, with steel reinforcement and glazed units Ug = 0.5 W/(m²K) infilled with argon gas, with Swisspacer Ultimate plastic spacer.

\*2 - Calculation method: Terrace system of size 2600x2250 mm, with steel reinforcement and glazed units Ug = 0.5 W/(m²K) infilled with argon gas, with Swisspacer Ultimate plastic spacer.

\*3 - Calculation method: Terrace system of size 2600x2250 mm, with steel reinforcement and glazed units Ug = 0.7 W/(m²K) infilled with argon gas, with Swisspacer Ultimate plastic spacer.





# WINDOWS

Aluminium windows  
Wooden windows  
Wood-aluminum windows



# TERRACE SYSTEMS





## ROLLER SHUTTERS



## DOORS

PVC  
Aluminium  
Wood

BCB Systems exterior doors mean very good thermal insulation parameters, various arrangement and functional possibilities as well as modern design and security. Highest quality components and equipment, used in the process of production, helped in creating product worthy of XXI century.





## MOSQUITO NETS



## FACADES WINTER GARDENS



BCB Systems is a distributor of the highest quality doors and windows in Bristol. We bring you exceptional products from one of the leading producers in Europe. Our offerings include not only top-notch doors and windows but also advanced terrace systems and sun protection solutions. With BCB Systems, you can trust in our commitment to delivering excellence and innovation for all your home and commercial building needs.

At BCB Systems, we offer more than just windows and doors. As certified FENSA installers in the UK, we maintain top-quality standards across all our products. Our commitment to innovation means we tailor bespoke solutions, including sun protection systems like pergolas and awnings, terrace systems, window systems & garage door systems.

Experience swift execution, customised options, and a wide range of colours to match your style. Trust BCB Systems to enhance both the aesthetics and functionality of your space with our comprehensive range of offerings

We have been appreciated by millions of satisfied customers and independent experts



Personazed  
Service



Well-  
Coordinated  
Team



Years of  
Experience



Innovative  
Solutions

Fast delivery time

